

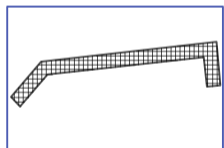



**LANDSCAPE STRATEGY**

The landscape strategy is primarily ecology-driven, providing a range of habitats to mitigate and enhance for identified plant and animal species. New planting will be primarily local native plants, but the proposals will include a very limited area of ornamental planting, appropriate in a maritime location, to provide year-round interest and biodiversity value. For additional detail on mitigation measures, refer to the CGO Ecology Ltd baseline survey report May 2020 in the ES technical appendix K. The proposals include:


-  Shingle/sand and boulder areas providing habitat for the black redstart and invertebrates, planted with native maritime plants
-  Open mosaic, replicating existing areas of open mosaic removed
-  Gabions on the road side of swales filled with portland stone and planting substrate to provide additional black redstart and invertebrate habitat
-  Distinctive marine-themed planting at reception

**Other biodiversity measures**

- 5 bat boxes e.g. Schwegler 2FN located in dark parts of the building
- 5 hedgehog hibernation boxes located in the quieter fringes of the site
- 5 nest boxes for black redstart and at least 25 other nestboxes in suitable locations on and adjacent to the site, utilising existing structures and new buildings/structures. Including for grey wagtail, pied wagtail, common and widespread passerines such as blue tit, and swift.
- 10 solitary insect boxes (disused)

**Key**

- ① Main reception/entrance with distinctive maritime-themed planting including some non-native ornamental species
- ② Boulder/shingle areas around north-east and south east sides of the office building with predominantly native planting pockets to replicate shingle shore habitat
- ③ Potential location of portland stone rough-hewn feature development sign at entrance
- ④ Swales with combination of stone-filled gabion sides and mosaic slopes
- ⑤ Shingle/boulder native planting in area of weighbridge with additional ornamental planting to provide attractive arrival area
- ⑥ Replicate mosaic areas adjacent to car park, north east of LPG store and at southern exit
- ⑦ Potential gabion mattress cladding on LPG store to provide habitat area

 Application Boundary

